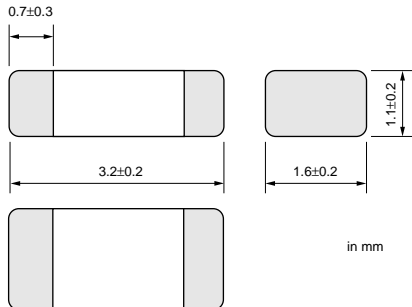


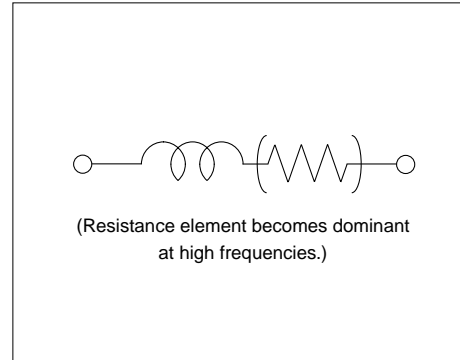
Chip EMIFIL[®] Inductor Type Chip Ferrite Beads

BLM31P Series (1206 Size)

■ Dimension



■ Equivalent Circuit



■ Packaging

| Code | Packaging | Minimum Quantity |
|------|---------------------|------------------|
| L | 180mm Embossed Tape | 3000 |
| K | 330mm Embossed Tape | 10000 |
| B | Bulk(Bag) | 1000 |

■ Rated Value (□: packaging code)

| Part Number | Impedance (at 100MHz/20°C) | Impedance (at 1GHz/20°C) | Rated Current | DC Resistance(max.) | Operating Temperature Range | Number of Circuits |
|----------------|-------------------------------|-----------------------------|---------------|---------------------|--------------------------------|--------------------|
| BLM31PG330SN1□ | 33ohm±25% | - | 6000mA | 0.01ohm | -55°C to +125°C | 1 |
| BLM31PG500SN1□ | 50ohm(Typ.) | - | 3000mA | 0.025ohm | -55°C to +125°C | 1 |
| BLM31PG121SN1□ | 120ohm±25% | - | 3000mA | 0.025ohm | -55°C to +125°C | 1 |
| BLM31PG391SN1□ | 390ohm±25% | - | 2000mA | 0.05ohm | -55°C to +125°C | 1 |
| BLM31PG601SN1□ | 600ohm±25% | - | 1500mA | 0.09ohm | -55°C to +125°C | 1 |

Continued on the following page.

● This data sheet is applied for CHIP FERRITE BEAD used for General Electronics equipment for your design.

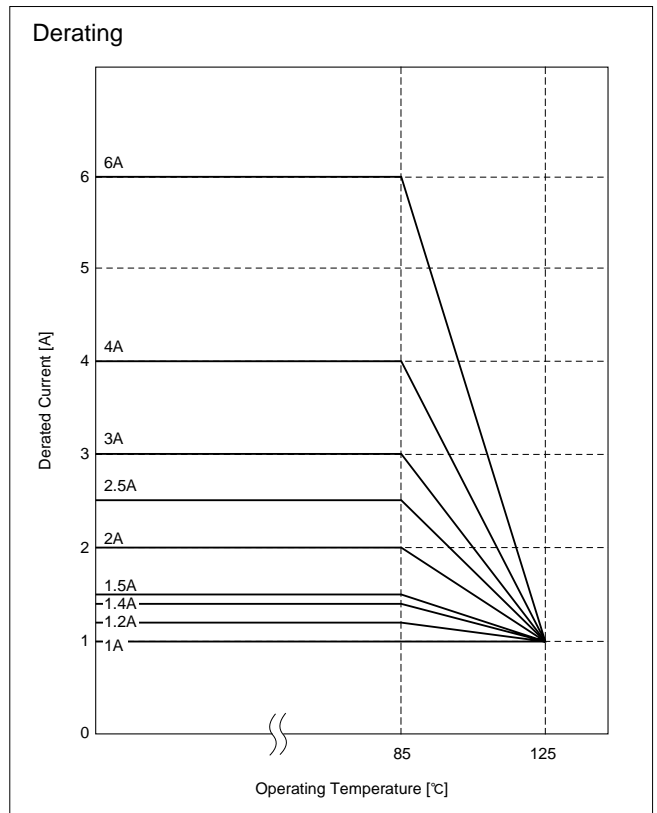
⚠ Note:

1. This datasheet is downloaded from the website of Murata Manufacturing co., Ltd. Therefore, it's specifications are subject to change or our products in it may be discontinued without advance notice. Please check with our sales representatives or product engineers before ordering.
2. This datasheet has only typical specifications because there is no space for detailed specifications. Therefore, please approve our product specifications or transact the approval sheet for product specifications before ordering.

Continued from the preceding page.

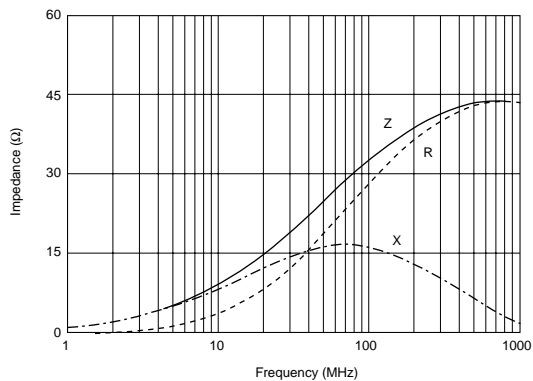
Notice (Rating)

In operating temperatures exceeding +85°C, derating of current is necessary for chip Ferrite Beads for which rated current is 1500mA or over. Please apply the derating curve shown in chart according to the operating temperature.



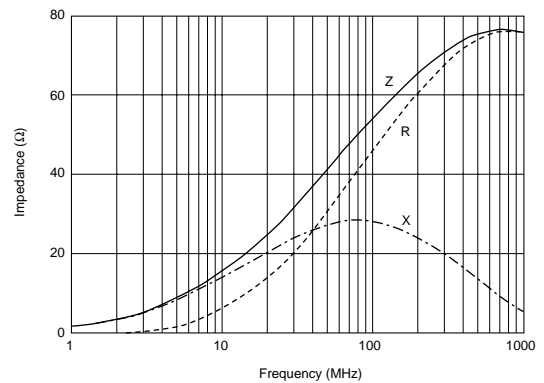
Impedance-Frequency Characteristics

BLM31PG330SN1



Impedance-Frequency Characteristics

BLM31PG500SN1



Continued on the following page. ↗

● This data sheet is applied for CHIP FERRITE BEAD used for General Electronics equipment for your design.

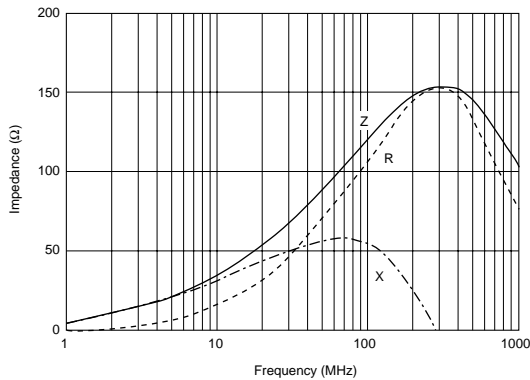
Note:

1. This datasheet is downloaded from the website of Murata Manufacturing co., Ltd. Therefore, it's specifications are subject to change or our products in it may be discontinued without advance notice. Please check with our sales representatives or product engineers before ordering.
2. This datasheet has only typical specifications because there is no space for detailed specifications. Therefore, please approve our product specifications or transact the approval sheet for product specifications before ordering.

Continued from the preceding page.

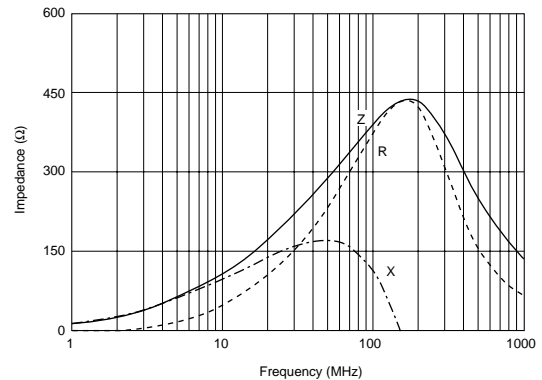
■ Impedance-Frequency Characteristics

BLM31PG121SN1



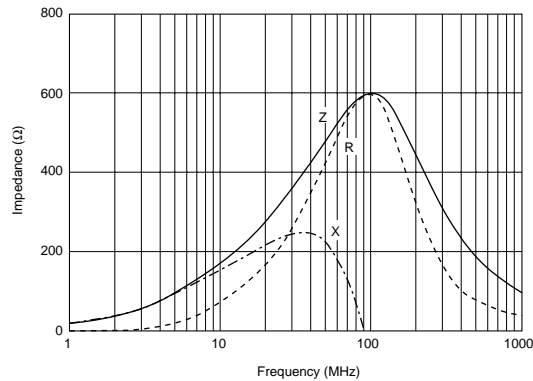
■ Impedance-Frequency Characteristics

BLM31PG391SN1



■ Impedance-Frequency Characteristics

BLM31PG601SN1



■ ⚠ Caution/Notice

⚠ Caution (Rating)

Do not use products beyond the rated current and rated voltage as this may create excessive heat and deteriorate the insulation resistance.

Notice

Solderability of Tin plating termination chip might be deteriorated when low temperature soldering profile where peak solder temperature is below the Tin melting point is used. Please confirm the solderability of Tin plating termination chip before use.

● This data sheet is applied for CHIP FERRITE BEAD used for General Electronics equipment for your design.

⚠ Note:

1. This datasheet is downloaded from the website of Murata Manufacturing co., Ltd. Therefore, it's specifications are subject to change or our products in it may be discontinued without advance notice. Please check with our sales representatives or product engineers before ordering.
2. This datasheet has only typical specifications because there is no space for detailed specifications. Therefore, please approve our product specifications or transact the approval sheet for product specifications before ordering.